

STATISTICAL RELATIONSHIP BETWEEN BIOMARKERS WITH PROGNOSTIC VALUE IN ANTI-PDL1 TREATMENTS IN CANCER PATIENTS

27th EAHP CONGRESS
22-23-24 MARCH 2023,
LISBON



M.A. TOLEDO DAVIA,
N. LABRADOR ANDUJAR, A.R. RUBIO SALVADOR,
C. BLAZQUEZ ROMERO, L. TORRALBA FERNANDEZ,
C. JIMENEZ MENDEZ, R. PRIETO GALINDO,
A. DOMINGUEZ BARAHONA, P. AGUADO BARROSO,
E. GOMEZ FERNANDEZ, P. MOYA GOMEZ
Hospital Universitario de Toledo (Spain)

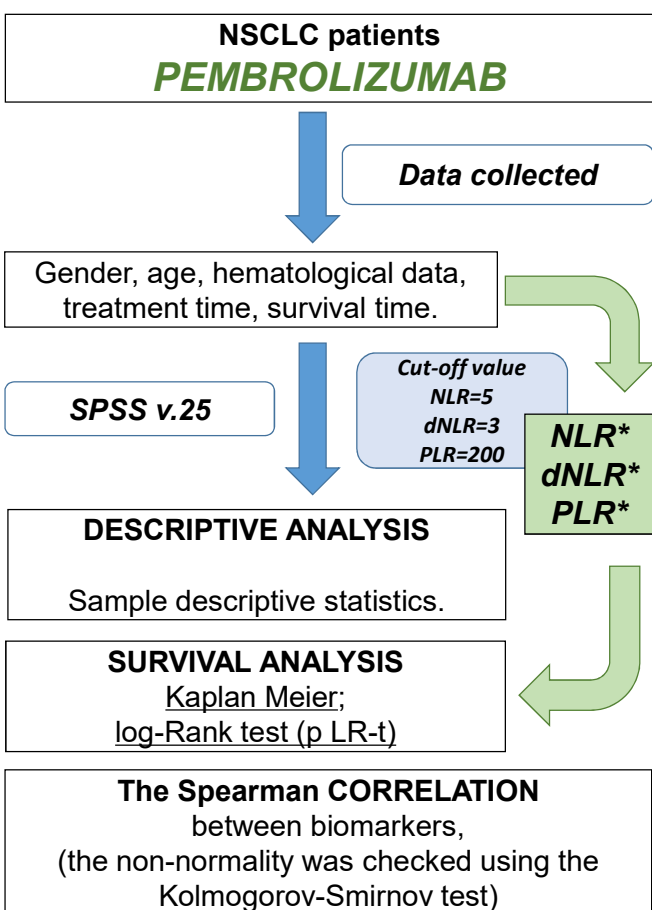
BACKGROUND AND IMPORTANCE

The prognostic value of biomarkers such as the **Neutrophil/Lymphocyte Ratio (NLR)**, **Derived Neutrophil/Lymphocyte Ratio (dNLR)** and **Platelet/Lymphocyte Ratio (PLR)** is frequently studied in patients with anti-PDL1 treatments in the context of oncological pathologies.

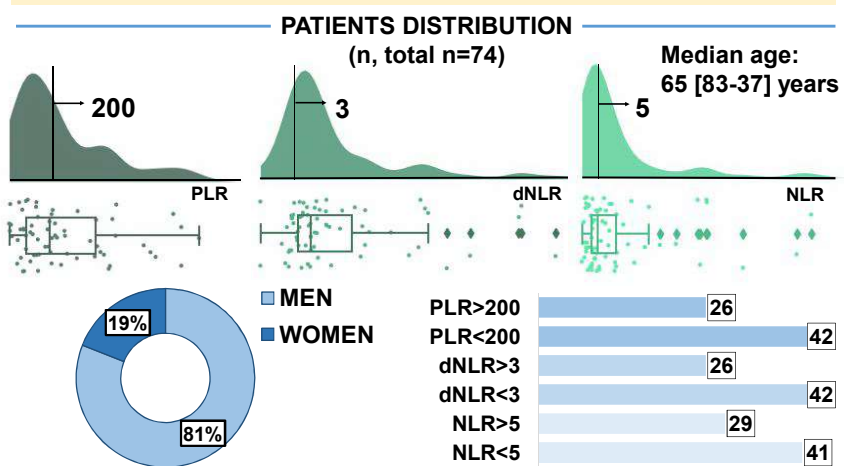
AIM AND OBJECTIVES

To analyze whether there is a statistical relationship between these three parameters and to analyze the biomarkers as a predictor of efficacy in immunotherapy treatments.

MATERIALS AND METHODS



RESULTS



BIOMARKER	Progression-free survival		Overall survival	
	Median IC95% (months)	p LR-t	Median IC95% (months)	p LR-t
NLR<5	16,1 (10,5-21,6)	0,05	24,9 (18,5-31,3)	0,01
NLR>5	12,5 (5,1-19,9)		17,4 (9,1-25,6)	
dNLR<3	14,7 (9-20)	0,09	23 (17,1-30,6)	0,04
dNLR>3	11,5 (13,7-19,3)		17,09 (8,2-25)	
PLR<200	15,6 (10,15-21,1)	0,04	26,3 (19,87-32,64)	0,001
PLR>200	9,9 (2,86-17,1)		11,3 (3,86-18,79)	


Spearman coefficients

NLR-dNLR 0,934 (p=0)
NLR-PLR 0,697 (p=0)
dNLR-PLR 0,616 (p=0)

p LR-t: Log rank test as hypothesis contrast test.
It was considered statistically significant p<0,05.

CONCLUSION AND RELEVANCE

For the three biomarkers there are **significant differences** in terms of survival results for the selected cut-off points, offering these **prognostic value for our patients**. Spearman's test indicates that **there is a correlation** between the biomarkers.



@Farmacia_CHUT

CONTACT:
mtoledod@sescam.jccm.es